

Pilot study, Maastricht

Pain treatment with the ONDAMED

C.A. Schroeter, MD, PhD University Clinic Maastricht, The Netherlands

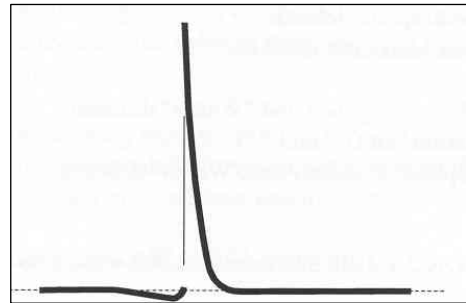
Presented at the International WORLD Symposium,
October 7th-9th 2005, in Gengenbach

Physical Basics

1. The ONDAMED Biofeedback System applies electromagnetic impulses in rhythmic sequences.
2. The changing of the magnetic field structure of the impulse induces reactions in the body.
3. The impulses induce effects that stimulate the auto regulation of the body.

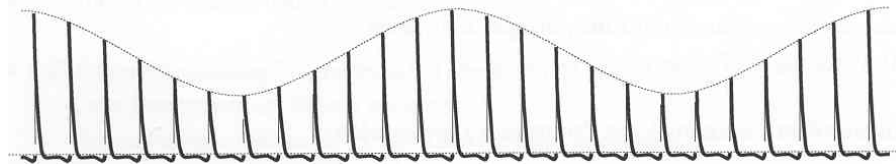
ONDAMED Impulse

- **Form of the impulse:** Sudden rise of the magnetic field intensity with rapid fading effect.
- **Intensity:** Height of the impulse influences the deepness of penetration.
Magnetic intensity values: 0,5mT...50mT
- **Impulse Frequency:** Number of impulses per second, measured in Hertz: 0,1 Hz ...32KHz



Combination of Frequencies

Impulse frequency of the height of the impulse: Amplitude Modulation



Rhythmic variation of the impulse frequency: Frequency modulation



Therapeutic Basics

1. Organ specific frequencies
2. Therapy of blocked areas
(eg. scars, inflammation, stagnation)
3. 173 preset therapeutic programs
4. Micro-organism related frequencies

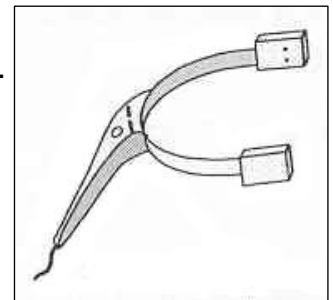
Therapy with the help of the pulse: The Vascular Autonomic Signal

An active signal produces a pulse reaction called a spike.

The practical procedure takes two steps:

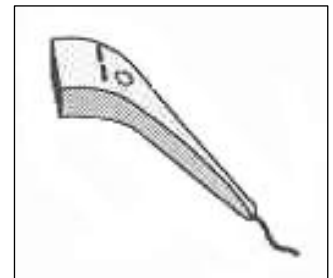
1. Testing for organ specific frequencies

- A sequence of frequencies is applied through the neck applicator. The frequency values are applied and the pulse signal is felt simultaneously.
- The pulse reaction (VAS) shows the exact frequencies specific to the individual patient needs.



2. Testing for organ specific frequencies

- Having found the best fitting frequency values, one uses the area applicator to scan the body to determine where the blockages are occurring.
- The location of the blockage induces a spike of the pulse as well. There are usually multiple blockages – especially with chronically ill.



Clinical perspectives

1. All testing work via VAS
2. Double check with Prognos device
3. Tensor Clark & Rife, EAV
4. Kinesiology, Polymorphism
5. Laboratory parameters, miasmas

Pilot study, Maastricht

- 10 Patients Shoulder
- 15 Patients Spine
- 2 Patients Neurology

Types of Pain

1. Skeletal

- Spine
- Shoulder-Arm
- Arthrosis

2. Nervous System Pain

- Trigeminal neuralgia
- Intercostal neuralgia

3. Abdominal pain

- Helicobacter pylori
- Campylobacter pylori

Therapy 1

- Revital Program
- Psycho-autonomic Program
- Indication Programs

Basic diet

- No coffee
- No sugar
- No lactose
- Low glycemic index

Detoxification

1. Detoxification 1

- Liver
- Kidneys
- Brain

2. Detoxification 2

- Detox (Bioimmune)
- Zeolith
- Kryll-fish, kolloid silver
- Comparative studies
are running in Maastricht

Filling Up Therapy

- MSM 500mg-2Gr/die
- Phlogenzym 3x2 3x5 1/52
- Physiotherapy
- DHEA

Number of treatments

- Stomach Pain 2-3
- Neuralgia Pain 2-5
- Shoulder Arm Syndrome 5-10
- Arthrosis 5-10

Interval of treatments

- Stomach Pain 1-2/52
- Neuralgic Pain 1-2/52
- Shoulder Arm Syndrome
- Arthrosis

Patient A 60 years old

- Mamma carcinoma left July 2005
- Supraclav. lymph nodes positive
- Back pain Th 2 und Th 8
- Programs 18, 23, 145
- Recovery after 2 weeks of treatments

Patient B Stomach Pain

- HSV 8 years ago
- Chronic stomach pain, heartburn
- Feeling of swelling
- Omeprazol
- Programs 18, 25, 107

Patient C 67 years old

- Rheumatism for 30 years
- HPV for 12 years
- Colitis ulcerosa for 15 years
- Pain- right shoulder and knee
- Programs 16, 22, 10

Conclusion

- ONDAMED: an excellent assessment tool.
- ONDAMED is a treatment modality that can be used by itself or in conjunction with other modalities for which it will potentiate efficacy.
- **90% (n=27) of patients with different types of pain recovered within 2 – 12 treatments.**